



Nexus® 360 Recycling Bin

DESIGN FEATURES

- Houses a 240 litre or 360 litre wheeled container.
- Double skinned 5-point interlocking slam shut door.
- Curved sloping body and hood prevents littering.
- Integrally moulded ridges deter fly-posting and graffiti.
- Available with colour-coded apertures and clear graphics.
- Extended aperture ledge helps to ensure litter enters the liner.
- Base ramp aids insertion/removal of the wheeled container.
- Includes an A3 poster frame with graphics.

OPTIONAL EXTRAS

- Glasdon FireSafe™ automatic suppression device.
- Choice of ground fixing options.
- Side connecting kit (2 bins).

MATERIALS

Bin body and door: Durapol® material

SPECIFICATIONS

Height: 1512mm
 Width: 835mm
 Depth: 1071mm
 Weight: 50kg

FEATURES

Secure 5-point Locking System

The unique lift and lock mechanism engages the door with the bin body at five separate points, to provide a highly secure, vandal-resistant locking system. The door rises and self-returns to the locked position with a simple slam lock operation.



Aperture Shelf

Minimises cleaning inside the bin as the aperture shelf ensures that litter will fall directly in to the liner.



Double Skinned Door & Concealed Knuckle Hinge

The strong and robust double skinned door has concealed hinges for added durability.

OPTIONAL EXTRAS



Glasdon FireSafe™ Automatic Suppression Device (1kg)

Glasdon FireSafe automatic fire suppression device is fitted within the hood of the bin. Should a fire break out inside the bin the device is activated. Glasdon FireSafe is an effective low cost auxiliary device and must never replace primary fire prevention measures. A regular inspection/maintenance programme should be introduced to ensure the device is in working condition or has discharged and therefore needs replacing.

STANDARD TOP GRAPHICS*



STANDARD APERTURE OPTIONS/COLOURS*



STANDARD POSTER FRAME/POSTERS*

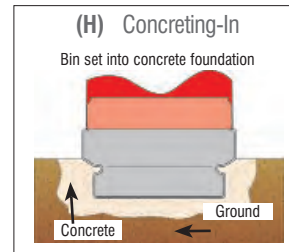
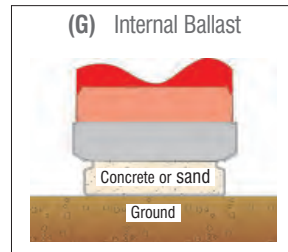
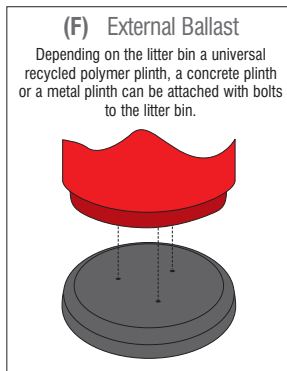
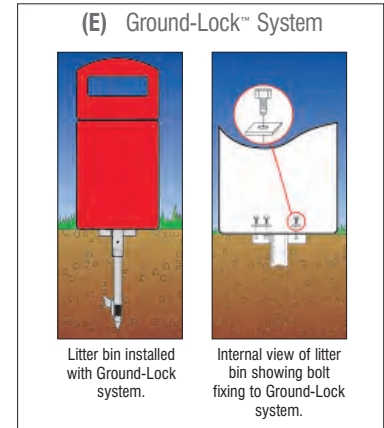
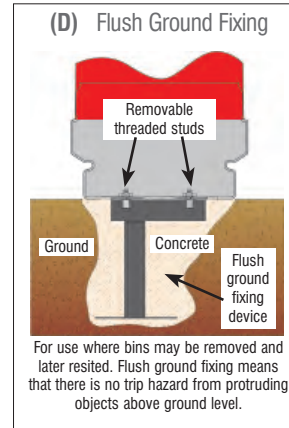
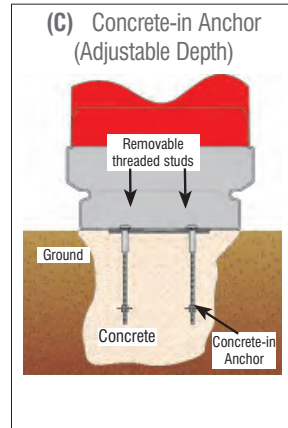
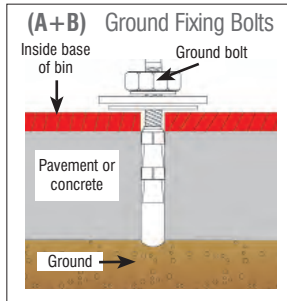


*Other options are available upon request.

External Recycling Bins Fixing Options

	Page Number	Paving Fixing Kit	Concrete Foundation Fixing Bolts	Concrete-in Anchor (Adjustable Depth)	Flush Ground Fixing	Ground Lock	External Ballast	Internal Ballast
		(A)	(B)	(C)	(D)	(E)	(F)	(G)
Please refer to the corresponding illustrations on the next page for more details on these fixing options.								
Electra Curve	56	✓	✓	✓	x	x	x	x
Gemini	62	✓ Incl.	✓ Incl.	✓	x	x	x	x
Glasdon Jubilee 110	58	✓	✓	✓	✓	✓*	x	✓
Glasdon Jubilee 240	58	✓	x	✓	x	x	x	✓
Modus	76	x	✓ Incl.	✓	x	x	x	x
Nexus City 140	64	x	✓	✓	x	x	x	✓
Nexus City 240	64	x	✓	✓	x	x	✓	✓
Nexus Evolution City	58	✓	✓	✓	x	x	x	x
Nexus 200	60	✓ Incl.	✓ Incl.	✓	x	x	x	✓
Nexus 360	68	✓ Incl.	✓ Incl.	✓	x	x	x	x
Streamline Jubilee	58	✓	✓	✓	x	x	x	✓
Visage	74	x	✓ Incl.	✓	x	x	x	x
Ground Surface		Concrete Paving Flagstone	Existing Concrete Foundation, or Concrete Pad Set in Soft Ground	New Concrete Foundation		Soft Earth	Suitable for Even Ground	

- ✓ Optional Extra
- ✓ Incl. Fixings are Free of Charge
- X Not Available for this Recycling Bin
- ✓* Requires Reinforcing Plinth



Glasdon Ground-Lock system is a versatile fixing system for securing hooded, open-topped and post-mounted litter bins in 'soft' or unsurfaced ground. Quick and easy to install, without excavating or concreting, the system has a unique 'remove and resite' locking feature, so bins can be relocated. Ground-Lock system is also vandal-resistant, the secure siting keeps waste in its place. (Ground-Lock system fixing tool required. One tool supplied free with every 3 Ground-Lock systems ordered.) Please see above which bins require a reinforcing plinth with the Ground-Lock option.