



## Nexus® City 240 & Nexus® City 140 Recycling Bins

### DESIGN FEATURES

- Houses a 240 or 140 litre wheeled container.
- Manufactured from robust Durapol® material.
- Curved sloping hood prevents waste being left on top of the bin.
- Vandal and weather resistant hood.
- Graphics and dedicated apertures encourage correct usage.
- Smooth surfaces, both internally and externally for ease of cleaning.
- Double skinned 5-point interlocking slam shut door.
- Base ramp aids insertion/removal of the wheeled container.
- Wheeled container location points ensure the container is sited correctly (Nexus City 240 only).

### OPTIONAL EXTRAS

- Interchangeable A3 poster frame kit.
- Choice of ground fixings.
- Internal ballast.
- Glasdon FireSafe™ automatic suppression device (Nexus City 240 only).

### MATERIALS

Bin body, door and hood: Durapol material

### SPECIFICATIONS

	Nexus City 240	Nexus City 140
Height:	1585mm	1565mm
Width:	805mm	735mm
Depth:	900mm	720mm
Housing Weight:	32kg	25kg
Housing and Ballast Weight:	51kg	65kg
Liner Capacity:	240 litres	140 litres

FEATURES



Nexus City 240 in Anthracite Grey and Nexus City 140 in Black sited back-to-back to show difference in footprint.



Because of their identical front designs the Nexus City 240 and 140 can be sited together.

OPTIONAL EXTRAS



A3 Poster Kit

The option of an A3 poster frame kit on the door of the housing enables the user to change their graphics and recycling message if required.

STANDARD APERTURE OPTIONS/COLOURS\*



Warm Red



Azure Blue



Dark Aqua



Grey



Lime Green



Black

STANDARD TOP GRAPHICS\*



plastic bottles



newspapers & magazines



mixed glass



cans



mixed recyclables



general waste

STANDARD BODY GRAPHICS\*



plastic bottles



newspapers & magazines




mixed glass



cans



mixed recyclables



general waste

\*Other options are available upon request.

# External Recycling Bins Fixing Options

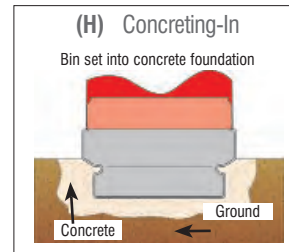
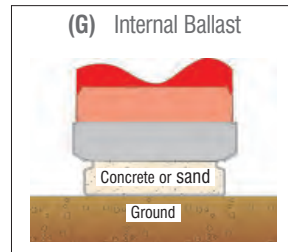
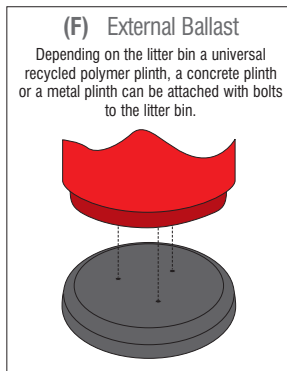
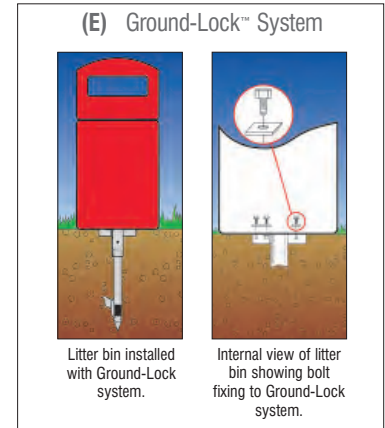
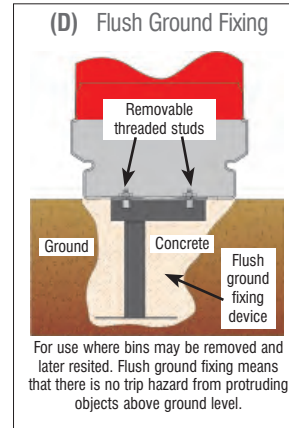
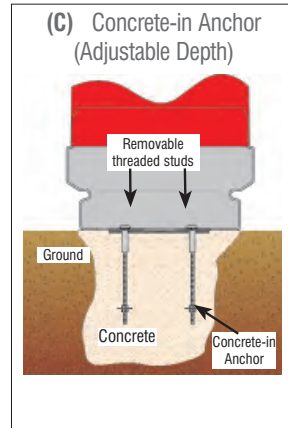
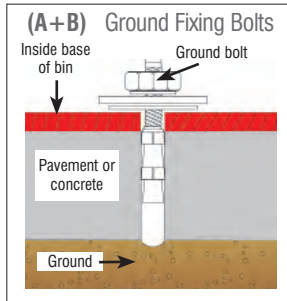
	Page Number	Paving Fixing Kit	Concrete Foundation Fixing Bolts	Concrete-in Anchor (Adjustable Depth)	Flush Ground Fixing	Ground Lock	External Ballast	Internal Ballast
		(A)	(B)	(C)	(D)	(E)	(F)	(G)
Please refer to the corresponding illustrations on the next page for more details on these fixing options.								
Electra Curve	56	✓	✓	✓	x	x	x	x
Gemini	62	✓ Incl.	✓ Incl.	✓	x	x	x	x
Glasdon Jubilee 110	58	✓	✓	✓	✓	✓*	x	✓
Glasdon Jubilee 240	58	✓	x	✓	x	x	x	✓
Modus	76	x	✓ Incl.	✓	x	x	x	x
Nexus City 140	64	x	✓	✓	x	x	x	✓
Nexus City 240	64	x	✓	✓	x	x	✓	✓
Nexus Evolution City	58	✓	✓	✓	x	x	x	x
Nexus 200	60	✓ Incl.	✓ Incl.	✓	x	x	x	✓
Nexus 360	68	✓ Incl.	✓ Incl.	✓	x	x	x	x
Streamline Jubilee	58	✓	✓	✓	x	x	x	✓
Visage	74	x	✓ Incl.	✓	x	x	x	x
Ground Surface		Concrete Paving Flagstone	Existing Concrete Foundation, or Concrete Pad Set in Soft Ground	New Concrete Foundation		Soft Earth	Suitable for Even Ground	

✓ Optional Extra

✓ Incl. Fixings are Free of Charge

X Not Available for this Recycling Bin

✓\* Requires Reinforcing Plinth



Glasdon Ground-Lock system is a versatile fixing system for securing hooded, open-topped and post-mounted litter bins in 'soft' or unsurfaced ground. Quick and easy to install, without excavating or concreting, the system has a unique 'remove and resite' locking feature, so bins can be relocated. Ground-Lock system is also vandal-resistant, the secure siting keeps waste in its place. (Ground-Lock system fixing tool required. One tool supplied free with every 3 Ground-Lock systems ordered.) Please see above which bins require a reinforcing plinth with the Ground-Lock option.